

**General**

Provide MYSON WHISPA III hydronic recessed wall mount fan convector in size(s) as scheduled. MYSON WHISPA III hydronic recessed wall mount fan convectors are ETL approved. WHISPA III fan convectors are approved for installation on "open" potable water systems in compliance with and tested to NSF/ANSI 61, 372, CA/VT AB1953 and US Public Law No. 111-381 "Reduction of Lead in Drinking Water Act".

Each WHISPA III hydronic recessed wall mount fan convector is engineered for quiet efficiency. The chassis is manufactured from zinc-coated painted steel. Fan assemblies have ball bearings for longer life and extremely low noise levels and the copper core heat exchanger is designed for fast heat transfer. Every WHISPA III recessed wall mount fan convector comes complete with a hardened aluminum grill with a baked epoxy polyester finish for strength and durability.

Each WHISPA III hydronic recessed wall mount fan convector is assembled with a two-speed Boost/Off/Normal fan switch. All models have a heat exchanger surface mounted low-limit aquastat which closes at 109°F and reopens at 91°F. This insures that the fan will only operate when there is sufficient hot water in the heat exchanger to prevent the fan from blowing cold air. Every unit is factory tested to insure the finest quality product with specified confirmed temperature output.

**Standard Connections:**

1/2" copper tube for supply and return.

**Electrical Specifications:**

120 Vac 60 Hz

**Available Grill Finishes:**

White

**Maximum positive operating pressure: 145psi**

**Maximum operating temperature: 200° F**



Whispa III 5000 WM



Whispa III 9000 WM

**Quality certificates**



**Warranty:**

Heat Exchanger - **10 Years**  
Fan Assembly - **3 Years**  
All Other parts - **1 Year**

PROJECT NAME:

ARCHITECT:

ENGINEER:

SUBMITTED DATE:

APPROVED DATE:

APPROVED

**Whispa III Wall Fan Convector**

**Heating Performance Data**

Model	Fan Setting	Flowrate (gpm)	Heat Output (Btu/h)									
			Entering Water Temperature (°F), Entering Air Temperature (65°F)									
			110	120	130	140	150	160	170	180	190	200
5000	Boost	3	2040	2516	2997	3480	3967	4457	4949	5443	5939	6437
	Normal		1749	2096	2437	2773	3104	3432	3756	4078	4397	4713
	Boost	1	1795	2214	2637	3063	3491	3922	4355	4790	5226	5664
	Normal		1539	1844	2144	2440	2732	3020	3306	3589	3869	4147
9000	Boost	3	3759	4629	5504	6385	7271	8160	9053	9949	10848	11750
	Normal		3266	3916	4556	5185	5807	6422	7031	7634	8233	8827
	Boost	1	3308	4073	4844	5619	6398	7181	7967	8755	9546	10340
	Normal		2874	3446	4009	4563	5110	5652	6187	6718	7245	7767

Heat outputs tested in accordance with BS 4856 Part 1

**Approximate Hydraulic Resistance**

g/min	ft wg	
	5000	9000
3	4.90	6.89
1	0.75	1.07

**Weight, Water Content and Motor Power**

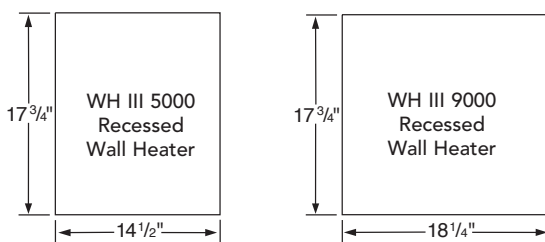
Model	Motor Power (W)	Water Content (oz)	Unit Weight (lbs)
5000	25	5	9.5
9000	40	11.5	11

**Sound Levels in dBA at 8 feet**

Fan Speed	Model	
	5000	9000
Normal	25.7	26.4
Boost	38.1	37.2

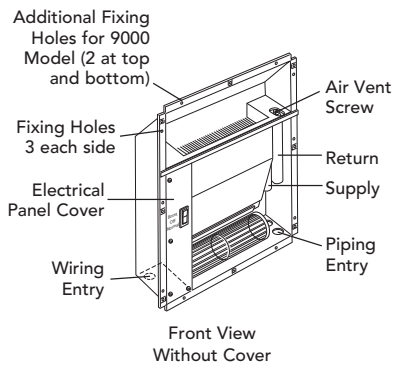
dBA 0-20 "Very faint - ticking of a watch"  
 30-40 "Faint - quiet conversation"  
 45-60 "Moderate - normal office noise"

Sound levels tested in accordance with EN 23741

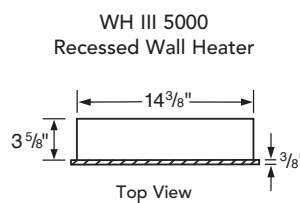


Wall Opening

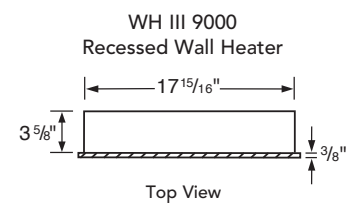
Wall Opening



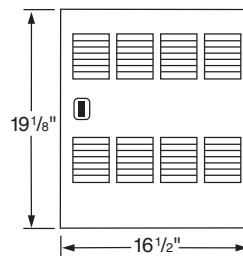
Front View Without Cover



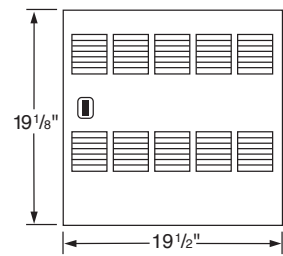
Top View



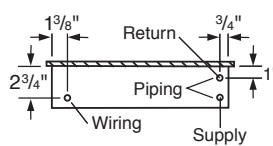
Top View



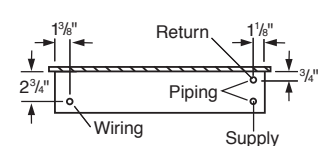
Front View Grill



Front View Grill



Bottom View



Bottom View